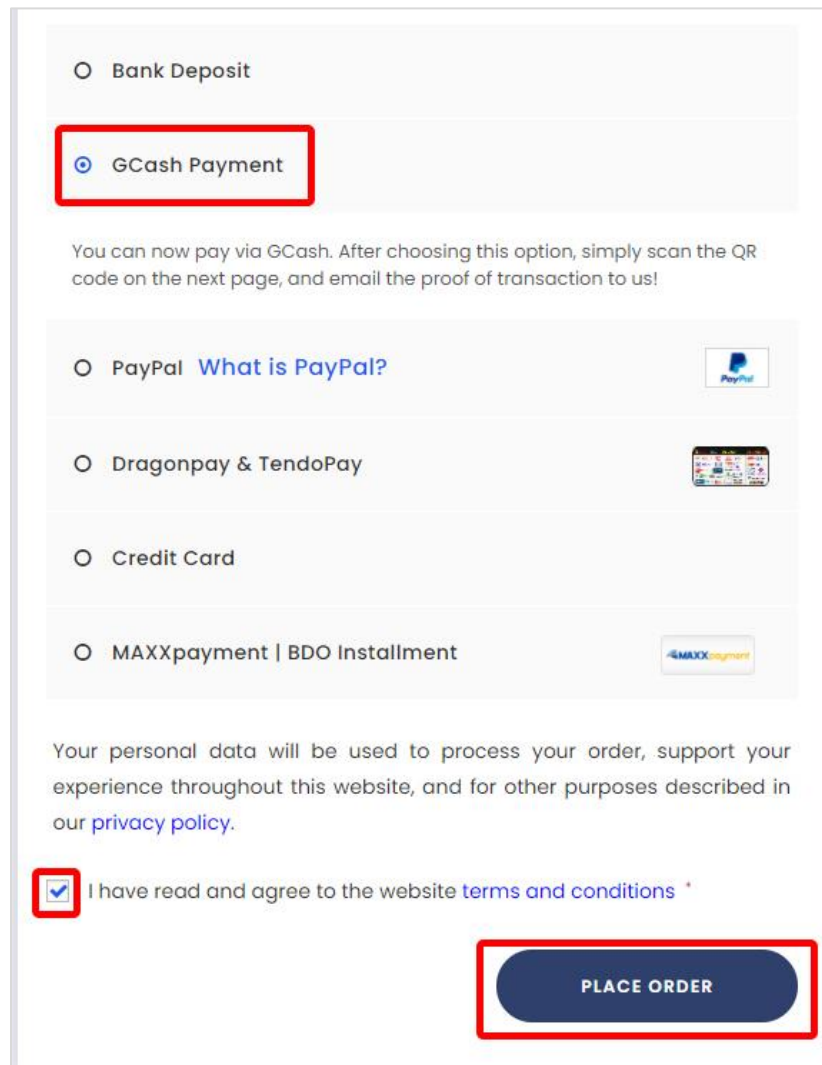


How to Pay via GCash

1. Choose GCash Payment in Checkout, agree to Terms & Conditions and click **Place Order**.





The screenshot shows a checkout page with several payment options. The 'GCash Payment' option is selected and highlighted with a red rectangle. Below the options, there is a text block explaining the GCash payment process. Further down, there is a checkbox for agreeing to the terms and conditions, which is also checked and highlighted with a red rectangle. At the bottom right, there is a 'PLACE ORDER' button, which is highlighted with a red rectangle.

☐ Bank Deposit


☒ GCash Payment

You can now pay via GCash. After choosing this option, simply scan the QR code on the next page, and email the proof of transaction to us!

☐ PayPal [What is PayPal?](#) 

☐ Dragonpay & TendoPay 

☐ Credit Card

☐ MAXXpayment | BDO Installment 

Your personal data will be used to process your order, support your experience throughout this website, and for other purposes described in our [privacy policy](#).

☒ I have read and agree to the website [terms and conditions](#) *

PLACE ORDER

2. You will be redirected to the GCash Payment page. Please take note of your **Order Number** which you will use later. On this page you can view the QR code by simply clicking the **Click Here for QR Codes** button.

ORDER NUMBER:
16513

DATE:
September 6, 2021

Thank you. Your order has been placed.

How to pay via GCash using your phone's QR Code scanner:

1. Click on Pay QR on your GCash app's main page.
2. Tap on the Scan QR Code.
3. Make sure to align the camera at the QR code below.

CLICK HERE FOR QR CODES

4. Once QR Code is detected, input the total amount to pay. The total amount should include the delivery fee (if applicable).
5. After your successful payment, take a screenshot or a photo of your transaction (including the transaction number), along with your full name and order number and email them to sales@mseedsystems.com.

Kindly wait for an email from us confirming the receipt of your payment.
Thank you for choosing [OfficeWorks.ph!](#)


Chat with us

3. After clicking the QR Codes button, you will be redirected to a page where you will choose the branch and its respective QR Code. If you are using your mobile phone to shop, **take a screenshot of the QR code first**, and save it your Gallery.

GCash QR Codes

Please select the branch you want to transact with. Note that OfficeWorks PH is a subsidiary of Mustard Seed Systems Corporation. **You are still transacting with OfficeWorks PH.**

ManilaBacolodCDOCebuDavaoIloilo

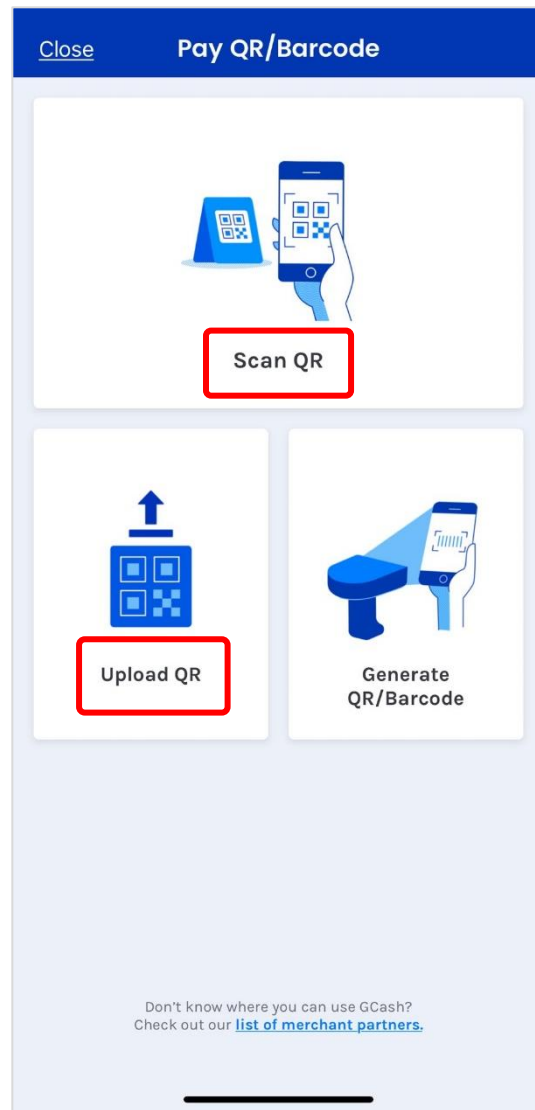
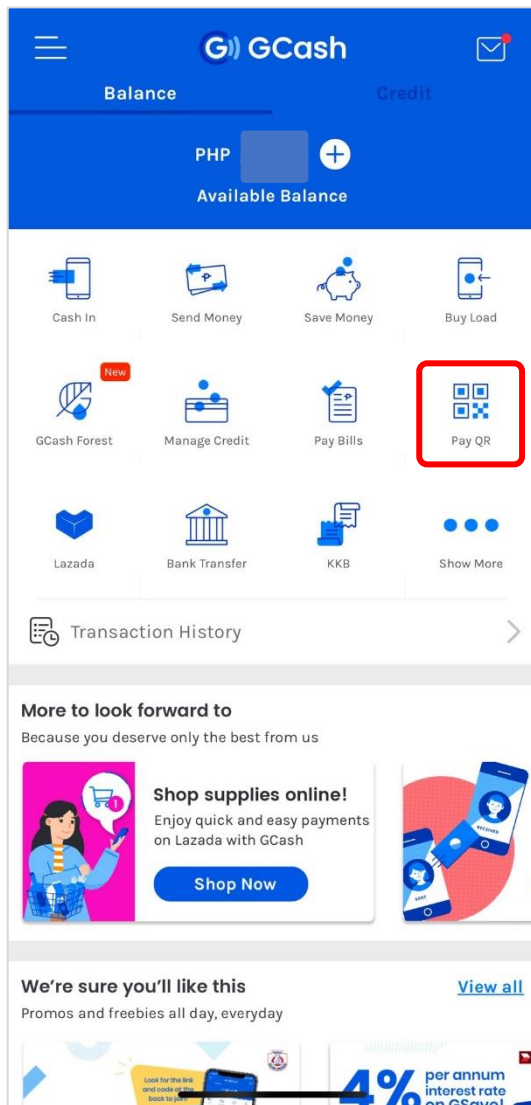


Mustard Seed Kamias

Scan to Pay

GCredit Payments available

4. Open your GCash App, and tap **Pay QR**. On the next page, choose **Upload QR** if you are shopping via mobile, and upload the screenshot of the QR Code from your Gallery. Choose **Scan QR** if you are shopping via desktop.



5. Make sure to align the camera at the QR code. Once QR Code is detected, input the total amount to pay. The total amount should include the delivery fee (if applicable). Then click **Next**.
6. You will be asked to confirm your payment. Once confirmed, you will be redirected to a page indicating your successful payment with Reference Number. **Take a screenshot** of this payment, and email it to sales@mseedsystems.com along with the **Order Number** and your Full Name.

< Payment

M

OfficeWorks PH

9200

Enter Amount

Next

Done

"9200"

1 2 3 4 5 6 7 8 9 0

- / : ; () \$ & @ "

+= . , ? ! ' < >

ABC space return

Payment Done

Successfully paid to

O

OfficeWorks PH
php

Amount due

Payment method GCash

Ref. No. xxxx xxxx xx
31 MARCH 2019 10:06 AM

Your order payment was completed and will be processed for posting. Thank you for using GCash!

7. Kindly wait for an email from us confirming the receipt of your payment, tracking number and other details about the order. You will also receive an email and SMS from GCash with your reference number.

Congratulations! You have successfully completed your payment.